

# Pneumatic Clamp Feeder


## J 341

### 380 mm<sup>2</sup> strip cross-section

- Clamping force at 6 bar: 1.3 kN
- Tractive force at 6 bar: 412 N

#### Scope of delivery

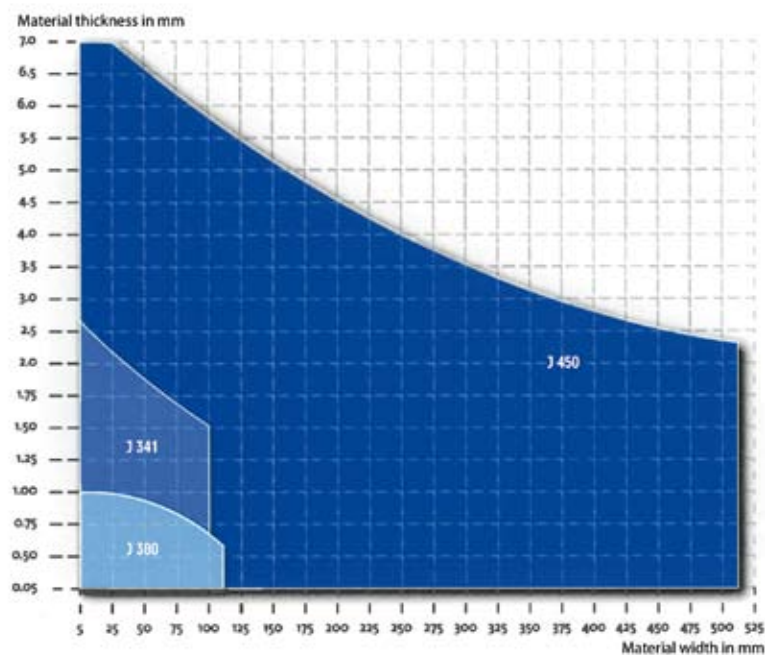
- Feeder complete with cover hood
- Control block with solenoid valve and connection hoses
- Clamping elements made of ground steel



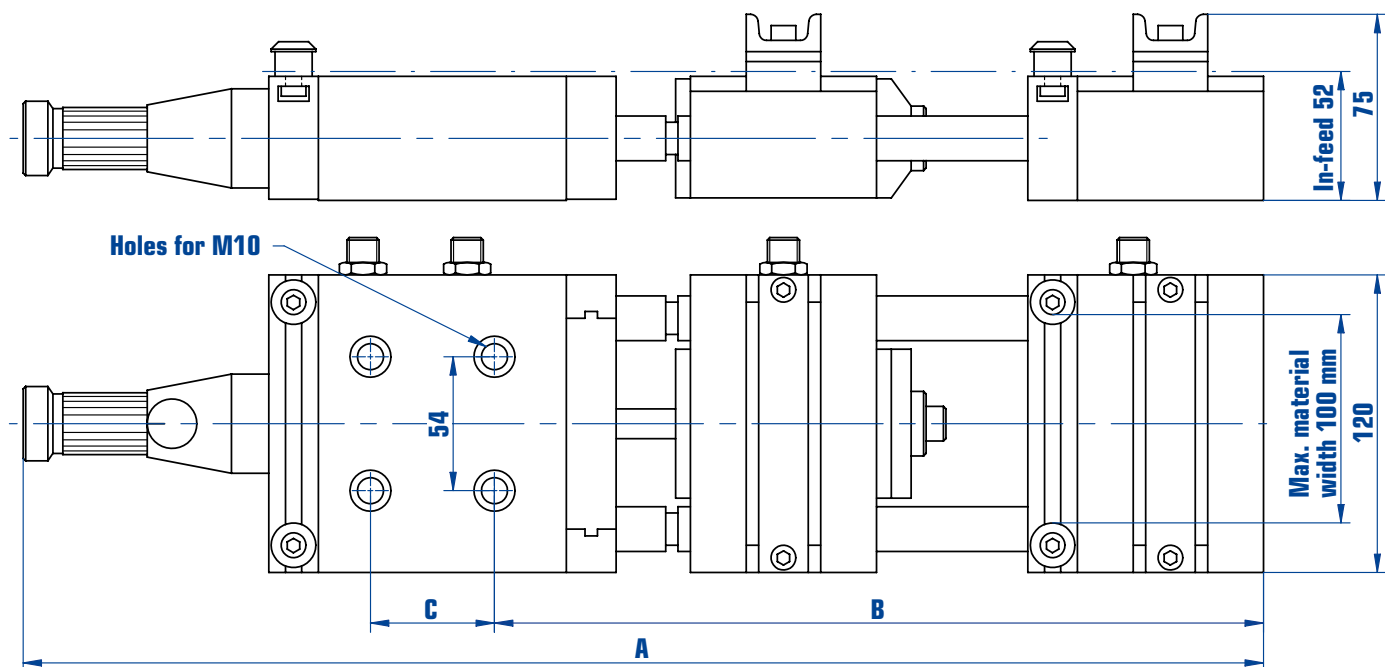
#### Options

- Pilot release
- Mounting bracket
- Ribbed or nylon clamping elements

Performance diagram



*Technical modifications subject to change. Performance data depends on material.*



Model order number	Stroke	A	B	C	Max. frequency non-load	Air consumption per switch play
J 341.061	0 – 60	500	310	–	180/min.	0.9 l
J 341.121	0 – 120	620	370	100	140/min.	1.4 l
J 341.201	0 – 200	780	450	100	90/min.	2.0 l

Technical modifications subject to change. Performance data depends on material.